

**Please keep Genius Hour  
Student Guide safe as you  
will need to refer to this  
document throughout the  
remainder of Remote and  
Flexible Learning**

# Genius Hour

## Student Guide

Get Into It!



Engage



New Thinking



Investigate



Unite



So What Now?




# Question Time!

Have **you** ever wished **you** could learn about stuff that matters to **you**?

Have **you** ever wanted to know more, but didn't know how to go about it?

Have **you** ever wanted to create change, but the task seemed too hard or big?




# A New Process

We are going to begin a new process in the classroom which lets **you** explore what **you** are passionate about.

**You** will have the opportunity to find out more about the things **you** care about.


**You** can even work out solutions or make changes that **you** think need to happen to improve our world.



# Genius Hour

We're going to call this process 'Genius Hour'. It is a time for **you** to bring some passion into **your** learning and share **your** passion with **your** classmates.


We are going to allocate time every week for **you** to work on a topic or idea that interests **you**, to uncover a problem that exists within that topic and to research and present a solution to the class.



# Genius Hour

There are only three things to remember about Genius Hour:

1. You have to develop an inquiry question that will drive your project.
2. You have to research your question thoroughly.
3. Your end result, solution or presentation must be shared with an audience.



**Genius Hour empowers you, as a learner, to take control of your own learning.**




# Step 1. Get Into It!

Begin Genius Hour by 'getting into' a topic.

Gary the 'Get Into It' Goat will help you to develop your ideas, thoughts and questions which can be about anything that makes you think or wonder.

You can then use this topic or idea to create your own Genius Hour passion project. ***Please make sure you check with your parent or guardian that you have chosen a suitable topic.***



# Brainstorming a Topic

Ask yourself the following questions to begin to think critically about the topics you are considering:

- What do I already know about my topic?
- How do I know this information/these facts about my topic?
- What experiences do I have which connect me to my topic?
- What do I want to know?
- What ideas can I explore?
- What are some big questions that I already have?
- How do I feel about this topic?





# Step 2. Finding the Big Question

## A Genius Hour Question:

- requires research to answer
- is open ended
- will allow you to make an impact on your classroom, school or community
- might allow you to solve a problem.

## A Non-Genius Hour Question:

- is often simply a topic
- is simple to answer or solve
- is easily answered through an Internet search
- can be solved without speaking to anyone else.



Now that you have identified what interests you, use the [Genius Hour Proposal Template](#) to help guide you.



# Step 3. Sourcing Information

Extend what you already know by asking yourself:

- Where can I go to get more information?
- What resources would be the best to use?
- What key words will I use when I search?
- What can I do to learn more?
- What questions do I have?
- How can I find out whether my resources are reliable?
- What am I feeling at this stage of Genius Hour?



# Step 4. Investigate

Now, you will research your inquiry question. Igor the 'Investigation' Iguana works with you during this step.

Use the following resources to help you:

- Internet (*Make sure you check with your parent or guardian before searching the internet*)
- Books
- Adults
- Newspapers
- Photographs
- Magazines
- [What Makes a Credible Website Poster](#)



# Step 5. Collect Information

As you research record the following details in your workbook:

- Record where your information has come from e.g. Title of book, website, person spoken to
- Summary of what you have found out and underline any key or important words




# Step 6. Unite and Present

Work on the this step with Una the 'Unite' Unicorn to present your findings.

Your presentation should answer your inquiry question.

You may choose how you present your information, some ideas to get you started are below:

- PowerPoint
- Poster
- Filmed oral presentation
- Art, dance, song



# Questions to Ask Before Presenting

Reflect on your Genius Hour project by asking yourself:

- What do I now understand about the central idea?
- How will I share what I have learned with others effectively?
- Did I answer all my questions?
- What am I going to do now with what I have learned?
- Could I do anything differently?
- How do I feel about the way I will share my learning?
- How do I feel about what others will think?

